
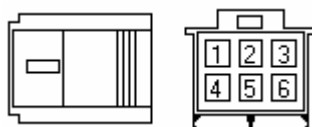


Motorcycle Manufacturer	 YAMAHA
Model	FAZER 600 ym 2002
Issue	07/02 Rev. 00

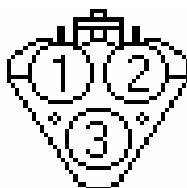
This model is originally equipped with two plugs for the connection of a security system.

Recommended siting	Secure the alarm unit inside the tool compartment under the seat.
Position of the o.e. plugs	On the left of the fuse-box, under the seat. IMPORTANT: remove the original jumper connectors !

Connect as detailed herebelow. The plugs are viewed from the back side (wire side):



Pin n.	Function	Connect to alarm wire
1	Ignition controlled positive supply (+15)	Orange
2	Flashing of left turn indicator	Yellow
3	Engine immobilisation (starter)	Green/White (second engine immobilisation circuit)
4	Negative supply	Black
5	Flashing of right turn indicator	Yellow
6	Engine immobilisation (starter)	Green/White (second engine immobilisation circuit)



Pin n.	Function	Connect to alarm wire
1	Engine immobilisation	Violet
2	Engine immobilisation	Brown
3	Main positive supply (+12V)	Red

To avoid backfeeds through the turn indicators, it is recommended to fit a diode to the BROWN wire found in the 3-way plug that is connected to the flasher unit, behind the battery, on the right of the starter solenoid, under the seat.

