
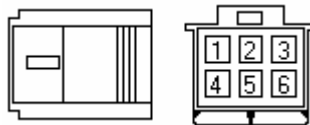


<b>Motorcycle Manufacturer</b>	 <b>YAMAHA</b>
<b>Model</b>	<b>MAJESTY 250 ym 2002 &gt;</b>
<b>Issue</b>	<b>07/02 Rev. 00</b>

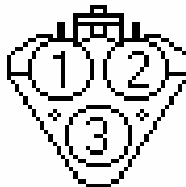
This model is originally equipped with two plugs for the connection of a security system.

<b>Recommended siting</b>	Under the front shield.
<b>Position of the o.e. plugs</b>	Under the front shield, close to the ignition lock.  <b>IMPORTANT: remove the original jumper connectors !</b>

Connect as detailed herebelow. The plugs are viewed from the back side (wire side):



Pin n.	Function	Connect to alarm wire
1	Ignition controlled positive supply (+15)	Orange
2	Flashing of left turn indicator	Yellow
3	Engine immobilisation (starter)	Green/White (second engine immobilisation circuit)
4	Negative supply	Black
5	Flashing of right turn indicator	Yellow
6	Engine immobilisation (starter)	Green/White (second engine immobilisation circuit)



Pin n.	Function	Connect to alarm wire
1	Engine immobilisation	Violet
2	Engine immobilisation	Brown
3	Main positive supply (+12V)	Red

To avoid backfeeds through the turn indicators, it is recommended to fit a diode to the BROWN/WHITE wire found in the 3-way plug that is connected to the flasher unit, under the right footrest behind the battery.

