
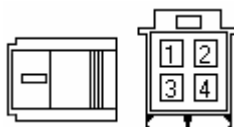


Motorcycle Manufacturer	 YAMAHA
Model	MAJESTY 400 ym 04>
Issue	02/04 Rev. 00


This model is originally equipped with two plugs for the connection of a security system.

Recommended siting of the alarm unit	Behind the front shield.
Siting of the original plugs for connection of the alarm	Behind the front shield, under the left front turn indicator.

Connect as detailed herebelow. The plugs are viewed from the back side (wire side):



Pin n.	Function	Connect to alarm wire
1	Ignition controlled positive supply (+15)	Orange
2	Flashing of left turn indicator	Yellow
3	Negative supply	Black
4	Flashing of right turn indicator	Yellow



Pin n.	Function	Connect to alarm wire
1	DO NOT CONNECT	
2	Main positive supply (+12V)	Red

Engine immobilisation (2)	Cut the RED/BLACK wire found in the 4-way white connector of the fuel pump relay, behind the front shield (5 th relay from the left).
----------------------------------	--

To stop backfeeds through the turn indicators, it is recommended to fit a diode to the BROWN wire found in the 3-way plug that is connected to the flasher unit, behind the front shield (third relay from the left).

