
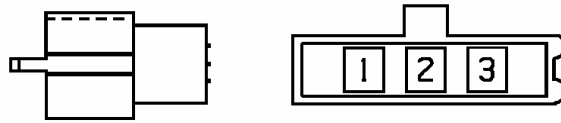


Motorcycle Manufacturer	 YAMAHA
Model	R 6
Issue	03/02 REV. 00

This model is originally equipped with three plugs for the connection of a security system.

Recommended siting	Fit the alarm unit behind the rear left fairing.
Position of the o.e. plugs	Behind the fuse-box, under the front seat. IMPORTANT: remove the original jumper connectors !

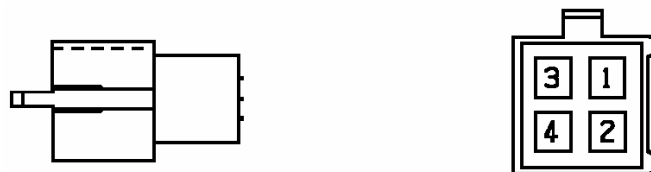
Connect as detailed herebelow. The plugs are viewed from the back side (wire side):



Pin n.	Function	Connect to alarm wire
1	Main positive supply + 12V	Red
2	Ignition controlled positive supply + 15	Orange
3	Negative supply	Black



Pin n.	Function	Connect to alarm wire
1	Engine immobilisation (starter solenoid)	Green/White
2	Flashing of left turn indicator	Yellow
3	Engine immobilisation (starter solenoid)	Green/White
4	Flashing of right turn indicator	Yellow



Pin n.	Function	Connect to alarm wire
1	Engine immobilisation	Violet
3	Engine immobilisation	Brown

To avoid backfeeds through the turn indicators, it is recommended to fit a diode to the BROWN wire found in the 3-way plug that is connected to the flasher unit, behind the battery, on the right of the fuse-box, under the front seat.

