
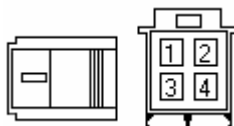


Motorcycle Manufacturer	 YAMAHA
Model	T-MAX 500 ym 04 >
Issue	02/04 Rev. 00


This model is originally equipped with two plugs for the connection of a security system.

Recommended siting of the alarm unit	Behind the rear left fairing.
Siting of the original plugs for connection of the alarm	Behind the left rear fairing, close to the light of the tool compartment under the seat.

Connect as detailed herebelow. The plugs are viewed from the back side (wire side):



Pin n.	Function	Connect to alarm wire
1	Ignition controlled positive supply (+15)	Orange
2	Flashing of left turn indicator	Yellow
3	Negative supply	Black
4	Flashing of right turn indicator	Yellow



Pin n.	Function	Connect to alarm wire
1	DO NOT CONNECT	
2	Main positive supply (+12V)	Red

Engine immobilisation (2)	Cut the BLUE/WHITE wire found in the white 4-way connector of the starter solenoid. Connect the GREEN/WHITE wires of the alarm system to the two ends you have obtained.
----------------------------------	--

To avoid backfeeds through the turn indicators, it is recommended to fit a diode to the BROWN/WHITE wire found in the 3-way plug that is connected to the flasher unit, under the right rear fairing (the relay in the middle).

