
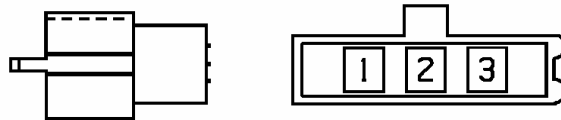


<b>Motorcycle Manufacturer</b>	 <b>YAMAHA</b>
<b>Model</b>	<b>VERSITY 300</b>
<b>Issue</b>	<b>05/03 Rev. 00</b>

This model is originally equipped with three plugs for the connection of a security system.

<b>Recommended siting</b>	Install the alarm unit under the front shield, behind the headlamp.
<b>Position of the o.e. plugs</b>	Under the front shield. They are attached to the plug that is connected to the cigarette lighter socket.

Connect as detailed herebelow. The plugs are viewed from the back side (wire side):




*White connector*

Pin n.	Function	Connect to alarm wire
1	Main positive supply + 12V	Red
2	Ignition controlled positive supply + 15	Orange
3	Negative supply	Black



*Black connector*

Pin n.	Function	Connect to alarm wire
1	Left turn indicator	Yellow
2	Right turn indicator	Yellow



*White connector with jumper*

Pin n.	Function	Connect to alarm wire
1	Engine immobilisation	Violet
2	Engine immobilisation	Brown